

Daily Craft Overview 2007

Monday: Noah - God uses water to teach us about being obedient.

Rainbow Mobile - Noah prepares for the flood by being obedient to God and building the ark. The rainbow mobile reminds us of Noah's obedience and how we should model this behavior.

The mobile is made out of a paper plate with a hole cut out of the center to allow an opening for the rainbow tissue paper to show. There are three pieces of yarn that hang down from the plate. Each piece of yarn has 6 pictures from the Noah story attach to them.

Tuesday: Moses - God uses water to teach us about trusting in God's care.

Moses Diorama - God provided the people with water from a rock, which taught them to trust that God would care for them even in the wilderness. The diorama reminds us of the water that was provided to God's people by Moses hitting the rock, which was a miracle.

Diorama is made on a 9x6 Piece of cardboard. The materials for the diorama are part of a crunched up lunch sack for the rock, crepe paper for water, and other materials such as small rocks and chenille stems for bushes. Moses is printed on cardstock and will be placed by the rock with water streaming out of it.

Wednesday: Jonah - God uses water to teach us about repenting.

Jonah and the BIG fish Shaker - Once Jonah is swallowed by the BIG fish he realizes how serious it is when you turn away from God. The shaker reminds us of the story and how Jonah repented to God while in the belly of the fish.

This craft is actually made with water. Jonah and the BIG fish are cut from fun foam, rolled up and placed inside the water bottle. Also confetti fish, shells and dots can also be inserted. It is fun to place the bottle on it's side. By moving the water back and forth, the fish will end up swallowing Jonah!

Thursday: Jesus and the woman at the well - God uses water to teach us about receiving new life.

Butterfly Puppet - When we grow in our relationship in Christ, we take on a new life with Christ. We become a new person. Just like the butterfly that started out as an ugly caterpillar and becomes transformed in the cocoon into a beautiful new being...a butterfly.

The butterfly is created from a very large coffee filter and attached to a dry-cleaners tube. Both are decorated with markers and sticker. The tubes allows the butterfly to freely flap it's wings.

Friday: Disciples catch fish - God uses water to teach us about having and sharing our faith.

Fishermen's Net - The disciples catch fish after listening to Jesus. The fishermen's net teaches us about the fish that the disciples caught after listening to Jesus. The disciples having learned from their faith, then go out into the world and share with others about their faith in Christ!

The fishermen's net is made out of a net bag and is easily hand stitched closed at the bottom and drawstring at the top. The children will decorate fish made from construction paper. Pictures of the children are optional.

Resources and Suggestions

Suggestions for dealing with packing

The weight limit should be better this year, but this is good info anyway.

- While packing, each person traveling should allow for 2 pounds of crafts in their luggage.
- Determine which items you will be able to purchase in Mexico. There is Walmart and Sam's Club in Cancun and Playa del Carmen. (Of course, everyone needs the same thing...)

Basic information

- Make all photocopies before you leave.
- Make a sample of each craft to determine any potential problems or difficulties.
- Have some crafts supplies precut/preassembled for small children.
- Pre package individual kits whenever possible using Ziploc type bags
- Someone on your team (teachers especially) may have access to a die cut machine for hearts, hand prints, 2" circles and coin shapes - large scrapbook punches also work for hearts and coins.
- Take photos for Friday's craft earlier in the week and develop or print them ahead of time.

Resources: these are suggestions of where to find the supplies

Wednesday: Jonah & the BIG fish Shaker - The water bottles will run about .50 cents of a dollar a piece in Mexico. One option is to notify the church in Mexico and have them start collecting empty water bottles or 2-liter bottles. Make sure they save the caps with the bottles! The other option is to tell the children on Monday night that they will need to each bring an empty bottle (1 or 2 liter size) with the cap! The church will have to provide the water to fill the bottles.

The fish confetti can be purchased in larger quantities at www.chicoparty.com (click on animals).

Thursday: Butterfly Puppet - Coffee filters may be ordered from Gordon Food Service Market Place @ 2370 N. Shadeland Ave., Indianapolis. Phone Number 317-358-0620 (cost \$14.79/250). John Knox Presbyterian Church is looking at the possibility of getting several boxes of coffee filters on behalf of churches and bringing them to the Feb. 25, 2007 meeting. Please contact them at 317-291-0308 or jkpcce@comcast.net The dry-cleaner tubes can hopefully be donated by your neighborhood dry-cleaners.

Friday: Fishermen's Nets - John Knox Presbyterian Church is looking at the possibility of getting enough nets on behalf of churches and bringing them to the Feb. 25, 2007 meeting. The nets run 1000 nets/\$182 (.19 cents/piece). Please contact them at 317-291-0308 or jkpcce@comcast.net The yarn laces can be purchased from United Art and Education on 8265 Center Run Drive near Castleton Square Mall and these cost 24/\$5.50. The yarn laces can also be made with pieces of yarn, using masking tape to make the lacing tip.

Wal-Mart/ Sam's club/Costco

Glue sticks/glue
Digital photo paper
Markers
Construction Paper

Michaels/Dollar Store/Party Store

Chenille Stems
Stickers
Packages of Multicolored tissue paper
Fun foam sticker shapes
Crepe paper
Fish-shaped confetti

Monday: Noah Genesis 6:11-22

Theme: God uses water to teach us about being obedient.

Memory Verse: "Noah did everything just as God commanded him." Genesis 6:22

Craft tie-in: Noah prepares for the flood by being obedient to God and building the ark. The rainbow mobile reminds us of Noah's obedience and how we should model this behavior.

Rainbow Mobile

Materials per person:

- 1 - 9-inch white or colored party paper plate (party plate may be more sturdy)
- 10 - 1 ½ inch wide and 9 inch long strips of multicolored craft tissue paper
- 1 - 14 inch piece of lightweight yarn (goes in the center hole at the bottom)
- 1 - 8 inch piece of lightweight yarn (goes at the top of the plate as a hanger)
- 2 - 12 inch piece of lightweight yarn (goes in the right and left holes at the bottom)
- 3 - 6 - 3 inch circles with story images cut from card stock paper

Markers for decorating

Hole Punch

Glue sticks, tape or staples and stapler

Scissors


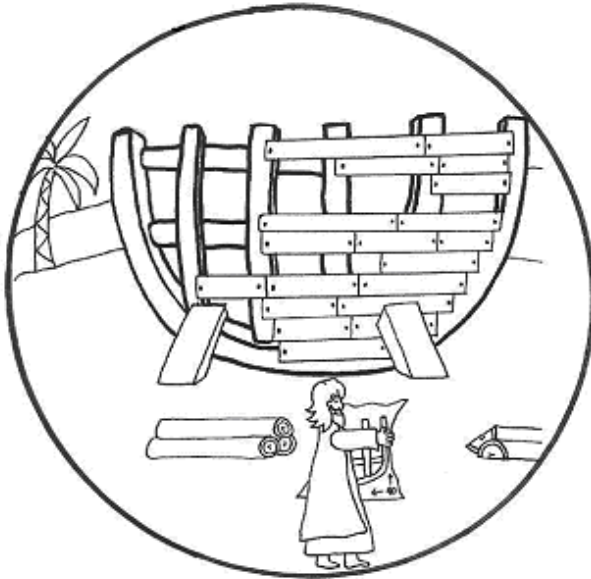


PREPARATION STEPS

1. Cut a 6-inch circle out from the center of the plate.
2. Cut 9 1 ½-inch wide strips from multicolored craft tissue paper
3. Pre-punch the top hole in the paper plate and pre-punch the 3 holes in the bottom of the plate
4. Cut the yarn in the various lengths as listed above
5. Tie the yarn on to the top and bottom of plate for younger children
6. Punch one hole in each circle
7. Before you go - print off the circle story images on card stock paper
8. Cut out story images for younger children


STEPS FOR ASSEMBLING

1. Tie the yarn on to the top and bottom of plate
2. Glue or staple the multicolored tissue strips to the back of the plate in a crisscross fashion
3. Color the circle story images
4. Tie the circle images onto the yarn. If using 6 images, they will need to be placed back to back from each other.
5. Tie the yarn onto the bottom of the plate



Noah did
everything just as
God commanded
him.

Genesis 6:22



Tuesday: Moses strikes the rock & gives water to the Israelites Exodus 7:1-7

Theme - God uses water to teach us about trusting in God's care.

Memory Verse: "God made streams come out of the rock and caused waters to flow down like rivers." Psalm 78:16

Craft tie-in: God provided the people with water from a rock, which taught them to trust that God would care for them even in the wilderness. The diorama reminds us of the water that was provided to God's people by Moses hitting the rock, which was a miracle.

Moses Diorama

Materials per person if making your own:

- 1 9X6 piece of brown corrugated cardboard
- 1 Half of a lunch sack (do not use a grocery bag due to the bulkiness)
- 3 Strips of light blue crepe paper about 1 foot long
- 1 Cut out picture image of Moses on card stock paper (see image below)
- 1 Bible verse printed on card stock paper

Glue stick or staple and stapler

Markers to decorate

Optional: Chenille stems for trees, bushes and rocks or pebbles for decorations

PREPARATION STEPS

1. Pre-Cut brown corrugated cardboard into 9X6 pieces
2. Pre-Cut or tear paper from lunch sacks in half
3. Pre-Cut or tear crepe paper into 12-inch long strips
4. Copy Bible verse onto regular paper and then copy onto card stock paper and cut

STEPS FOR ASSEMBLING

1. Crumple up the paper sack piece and mount to cardboard with glue stick or staples. Need to puff up paper and then fold out the edges to glue or staple
2. Cut Moses out and color with markers
3. Tear crepe paper strips and glue or staple to the rock. The paper strips should flow from the rock to look like water. The paper may be crumpled and twisted to look like water.
4. Glue or staple Bible verse onto cardboard
5. Optional: decorate further with chenille stems, rocks or pebbles





Wednesday: Jonah - Jonah 1:1-17 & 2:10

Theme: God uses water to teach us about repenting

Memory Verse: "The time has come," he said. "The kingdom of God is near. Repent and believe the good news!" Mark 1:15

Craft Tie-in: Once Jonah is swallowed by the BIG fish he realizes how serious it is when you turn away from God. The shaker reminds us of the story and how Jonah repented to God while in the belly of the fish.

Jonah and the BIG Fish Shaker

Materials needed per person

- 1 .5 liter or 16.9 oz. water bottle (water in bottle with closed cap)
- 1 Jonah cut from fun foam
- 1 Large fish cut from fun foam
- Small hand full of confetti fish (another option is fun foam fish or shell stickers for the outside, which can be stuck to the outside of the bottle)
- 1 8-inch strip of electrical tape
- 1 Bible verse printed on card stock paper
- 1 piece of 10-inch yarn
- Scissors
- Hole Punch
- Permanent markers for decorating



PREPARATION STEPS

1. Trace and cut the large fish
2. Trace and cut Jonah
3. Pre-cut the yarn
4. Pre-cut the Bible verses

STEPS FOR ASSEMBLING

1. Remove wrapper from outside of the bottle
2. Decorate Jonah and Large fish with permanent markers
3. Place confetti fish, Jonah and Large fish in bottle
4. Fill bottle with water a little more than $\frac{3}{4}$ full and secure cap tightly
5. Tape the cap to the bottle
6. String the yarn through the Bible verse and tie around the neck of the bottle

7. Place foam stickers on the bottle, if you choose this option

"The time has come," he said. "The kingdom
Of God is near. Repent and
Believe the good news!"
Mark 1:15

"The time has come," he said. "The kingdom
Of God is near. Repent and
Believe the good news!"
Mark 1:15

"The time has come," he said. "The kingdom
Of God is near. Repent and
Believe the good news!"
Mark 1:15

"The time has come," he said. "The kingdom
Of God is near. Repent and
Believe the good news!"
Mark 1:15

"The time has come," he said. "The kingdom
Of God is near. Repent and
Believe the good news!"
Mark 1:15

"The time has come," he said. "The kingdom
Of God is near. Repent and
Believe the good news!"
Mark 1:15

"The time has come," he said. "The kingdom
Of God is near. Repent and
Believe the good news!"
Mark 1:15


"The time has come," he said. "The kingdom
Of God is near. Repent and
Believe the good news!"
Mark 1:15

"The time has come," he said. "The kingdom
Of God is near. Repent and
Believe the good news!"
Mark 1:15

"The time has come," he said. "The kingdom
Of God is near. Repent and
Believe the good news!"
Mark 1:15

"The time has come," he said. "The kingdom
Of God is near. Repent and
Believe the good news!"
Mark 1:15

"The time has come," he said. "The kingdom
Of God is near. Repent and
Believe the good news!"
Mark 1:15



Note: These can be enlarged, if children will be using 2 liter bottles.

Special Note: The water bottles will run about .50 cents a piece in Mexico. One option is to notify the church in Mexico and have them start collecting empty water bottles or 2-liter bottles. Make sure they save the caps with the bottles! The other option is to tell the children on Monday night that they will need to each bring an empty bottle (1 or 2 liter size) with the cap! The church will have to provide the water to fill the bottles.

Thursday: Jesus and the Woman at the Well John 4:5-30, 39-42

Theme - God uses water to teach us about receiving new life.

Memory Verse: *"But those who drink of the water that I will give will never be thirsty. The water that I will give will become in them a spring of water gushing up to eternal life." John 4:14*

Craft tie-in: When we grow in our relationship in Christ, we take on a new life with Christ. We become a new person. Just like the butterfly that started out as an ugly caterpillar and becomes transformed in the cocoon into a beautiful new being...a butterfly.

Butterfly Puppet

Materials per person:

- 1 White cardboard tube (dry cleaning hanger)
 - 1 Commercial size coffee filter (**21-inch diameter**)
 - 2 3-inch long masking tape (tip: if making kits in Ziploc bags, the tape can be stuck to the outside of the bag (ready to go!))
 - 2 Foot long chenille stems (pipe cleaners)
- Optional: Flower or butterfly stickers

Markers for decorating

PREPARATION STEPS

Separate wire hangers from white cardboard tube

Gather coffee filter together in the middle with the tape and tape onto the tube for younger children

Coffee filters can be ordered from Gordon Food Service Market Place @ 2370 N. Shadeland Ave., Indianapolis. Phone Number 317-358-0620 (cost \$14.79/250)

STEPS FOR ASSEMBLING

Decorate coffee filter with markers and stickers

Gather coffee filter together in the middle with the white cardboard tube

Tape the filter on the white cardboard tube

Take 1 chenille stem and wrap crisscross around the taped portion of the coffee filter

Take 1 chenille stem and wrap around tube to make antenna and decorate antenna with fun foam shape sticker

Optional: Decorate cardboard tube with flower or butterfly stickers



Friday: Disciples catch the fish after listening to Jesus John 21:1-14

Theme: *God uses water to teach us about having and sharing our faith.*

Memory Verse: *And Jesus said to them, "Follow me and I will make you fish for people." Mark 1:17*

Craft tie-in: The disciples catch fish after listening to Jesus. The fishermen's net teaches us about the fish that the disciples caught after listening to Jesus. The disciples having learned from their faith, then go out into the world and share with others about their faith in Christ!

Fishermen's Bag

PREPARATION STEPS

1. 2-4 Construction Fish (one fish could have the Bible verse printed on it)
2. Net bag
3. 2 yarn laces or 2 pieces of yarn (12 inches each) for stitching bag. If not purchasing yarn laces, you will need masking tape to wrap the ends of the pieces of yarn
4. Optional: student's picture
5. Glitter, foam shapes, sequins (used to decorate the fish)
6. Glue sticks

STEPS FOR ASSEMBLY

1. Decorate the fish using glitter, foam shapes, sequins, pictures, etc.
2. Using one of the yarn laces, stitch the bottom of the bag closed
3. Place the fish inside the bag
4. Using the other yarn lace, weave the yarn in and out, creating a drawstring at the top of the bag

Optional Picture: It has been the custom to use a photo of the children in one of the crafts, which is taken at the beginning of the week. It has been shared by some of the Mexico participants that using a picture is not always the best. This is due to the fact that it is difficult to get pictures of all the participating children, because of their inconsistent attendance throughout the week. It is great if you have access to developing or printing equipment and can make sure that participants do not feel excluded when they do not have a picture for this craft.



