

Agua Viva / Living Water

Noah built an Ark

Day one

1st to 3rd Grade

THEME:	God uses water to teach us about obedience
BIBLE PASSAGE:	Genesis 6:11-22 (optional: Genesis 7:11-12, 8:6-13, 9:8-16)
MEMORY VERSE:	"Noah did everything just as God commanded him." <i>Genesis 6:22 (NIV)</i>

Objective Preparation

The young people will know about the love and mercy of God.

- Pray asking the Lord to give you wisdom, understanding and the right words to teach the lesson. Pray for the Holy Spirit to work in the hearts of those who will be listening.
- Read Genesis 6:9-22, 7:1-24, 8:1:22 and 9:8-16, so you may have a better perspective of what happen before and after the flood. Also a better perspective of God's mercy and how much He dislikes sin.
- Read and study your lesson in Genesis 6:9-22, 7:1, 4, 5, 10, 17, 18 and 23.
- Read the cultural and Biblical background.
- Don't forget to have your Bible with you so that the young people can see it and know that what they are about to hear comes from the Word of God.

Material

- Practice the lesson so you can measure the length of the class.
- Pictures to illustrate today's lesson.
- Have a paper ark made from cardstock. Bring small toy animals to the class or cut out animal pictures from magazines. Draw and cut paper characters to play the part of Noah and his family.
- Or have ready a scale model ark with a green base to simulate grass or maybe brown to simulate dirt. Use small toy animals or paper cutouts as well as illustrations of Noah, his wife, his children and their families. Be sure these cutouts or drawings are supported so they can stand up on their own on the model ark.
- Confetti or small pieces of paper to simulate rain.
- Color paper.
- Pictures of contemporary big ships and also a picture of an ark.
- Pictures of different types of animals.
- White sheets of paper.
- Colors and pencils.

Biblical and cultural background.

First, consider the fact that we are talking about the first book of the Bible: Genesis. Genesis means "origin" or "beginning". It's the book that narrates the beginning of everything. Genesis proclaims the only and eternal God, creator of all that exists. This book establishes from the beginning the relationship God had with human beings. Human beings had been created by Him and had been trusted to rule the earth. God wanted goodness and happiness for people, but also wanted obedience and loyalty. Genesis also talks about the origin of sin and about suffering when one prefers to do his/her will instead of God's will. Genesis also tells us how God acts in history with the purpose of redeeming human beings.

You will discover in Genesis chapters 6:9-11, 7 and 8, that the earth was no longer the perfect paradise that God had created. Soon humanity had forgotten God and there was only evil in their hearts and the intention of doing wrong. But there was a man named Noah, whose name in Hebrew means "rest", who worshiped God with his family. The Bible says that Noah was a righteous man, blameless, perfect in his generations that lived according to God's will. When the Bible says that Noah was perfect in his generations, not only is it referring to his descendents (Shem, Ham and Japheth), we must consider Noah's ancestry: Noah's father -Lamech, Noah's grandfather Methuselah, and his great grandfather Enoch who walked with God and was taken away by God (Genesis 5:24). Noah is a descendant of Seth, son of Adam. When Enoch was born to Seth, "People began to call on the name of the Lord" (Genesis 4:26).

God is faithful and keeps His promises. But He also punishes sin because He is just and Noah's story is a clear example of it.

Introduction

- *Greet the group. Let the young people know how happy you are to be there with them. Make them feel welcome and happy to be learning about God.*
- *Meanwhile hand out nametags to the students and write their names on a list.*
- *Invite one of the students to give thanks to God for the opportunity of being together and also ask God to give them understanding and open up their hearts and minds so they may understand God's teaching for the day.*
- *Practice the memory verse. "Noah did everything just as God commanded him." Genesis 6:22. Encourage students to look for the memory verse in the Bible.*

Studying the Bible passage

- *Ask the kids: Do you know boat is? A ship? An ark?*
- *Ask the children: Do you know what's the difference between them? Help them understand the difference.*
- *Show the students a picture of ark and ask: How many animals do you think would fit inside an ark? (Give a few examples)*
- *Say: "Noah did everything as God commanded Him." Then ask: Do you do all that your parents tell you to do?*
- *When you obey, do you do it with a good cheerful attitude or are you angry?*
- *Have you noticed how your parents feel when you disobey? Sadness or happiness?*
- *Imagine God asks you to build an ark like the one in the picture. Would you do it or Would you complain saying: it's too hard?*

- *Ask the students to open up their Bibles and look up the following passages: Genesis 6:9-22, 7:1, 4, 5, 10, 17, 18 y 23, so they can follow the story with their eyes.*

The Bible tells the story of a man called Noah. Noah had never seen a boat, or a ship or an ark, however God told him to build an ark. Would he? Why did God ask him to build an ark? Was the ark for fishing or for a vacation trip? Let's see what the Bible says.

The Bible says that Noah was a good man; he always obeyed God. Among the people of his time, only he and his family lived according to God's will. Noah's family was his wife, his three sons: Shem, Ham and Japheth, and their wives. (If you're able make some paper characters and make the stand with play dough)

In those days the people did bad things and the earth was full of violence due to the wickedness of people. God was sad and told Noah: "I've decided to wipe out people for the earth is full evil and violence. I will destroy the earth with all the people in it. Build an ark with cypress wood; make rooms in it and cover all the crevices between the wood boards with pitch from the inside and from the outside (pitch is a black, sticky liquid that is obtained from petroleum). While you tell the story draw on a board a picture of an ark. Draw horizontal lines to simulate three floors and draw rooms. Draw a window and a big open door on the ark. If you make paper characters, place the ark next to them. Let children know that the ark has as tall as a four story hotel and as bigger than a football field. It was a very, very, very big ark. Noah had never seen an ark before, and it was SO big.

God told Noah the exact measurements for the ark, the material he was to use (ask students to read Genesis 6: 14, 15 and 16) and **Noah did everything as the Lord commanded him.** God told Noah he would send strong and constant rain that would flood the earth and destroy all living things under heaven. All that existed on earth would die. God was sad because people had chosen to do evil instead of God's will. God decided to end evil, He decided to destroy everything, except Noah and his family who lived according to God's will.

God made a pact with Noah. A pact is an agreement between two groups. God told Noah: "Go inside the ark with your wife, your sons and daughters-in-law, take in with you a male and female of each animal type of the world so they may live as well as you".

Two animals of each type will go into the ark: birds, tamed animals, beast, critters, etc. (Ask the children to say animal names of each type.)

God also told Noah to gather food and store it inside the ark. That way Noah and the animals would have food to eat. **Noah did everything just as God commanded him.**

Many days and months went by before Noah and his family were able to finish the ark. When Noah finally finished building the ark, God told him to go into the ark with his family, for he obeyed God and lived doing God's will. God also told Noah to bring into the ark the animals that were gathered to take into the ark. God said that rain would fall for forty days and forty nights to wipe away all living creatures on earth. **Noah did just as God commanded him** and later rain started. (If you have paper characters put them inside the ark with animals. Throw confetti or small pieces of paper to simulate rain). Rain fell and the earth was flooded and all people died along with the animals and the birds that weren't inside the ark. Those people died because they did not obey God, in their hearts they had the desire to do only bad things, that weren't pleasing to God.

Noah and his family were the only survivors because they obeyed God and lived according to God's will.

Tell the children that, after Noah and his family came out of the ark God promised that never again would He destroy the earth with water. As a sign of this promise God gave us rainbows (Genesis 9:1-17)

Reflecting on the Bible passage

Encourage children to participate and ask them the following questions:

- What did God ask Noah to build?
- Did Noah know what an ark looked like?
- Did Noah do what God asked him to?

(When children answer the questions, emphasize the fact that Noah did JUST as God asked him. Noah did not complain; he never said "I can't")

- The ark God asked Noah to build, was it easy to build?

(Again, emphasize the fact that a building an ark was a very hard thing to do, but Noah obeyed because he trusted God)

- Why did God choose Noah to build the ark?
- Why were only Noah and his family saved from the flood? *(Emphasize the fact that these eight persons obeyed God although the people around them didn't.)*
- Why did God flood the earth? Why didn't more people get in the ark? *(Emphasize the fact that God is just and punishes sin. That's why He sent rain: to wipe away those that disobeyed and did what was wrong)*
- Beside Noah and his family, who else got in the ark?
- How many of you obey your parents without complaining?
- How do you think your parents feel when you disobey?
- When you disobey your parents, are you disobeying anyone else? When we obey our parents we are also obeying God.
- Is obeying hard? Yes/no, why?
- In whom should we trust when we have a very difficult task to do?
- How long should we wait for God to answer our prayers?
- *(God responds when He thinks is right, only God knows the right time to answer and God knows what is good for us, his children).*
- When our classmates misbehave, should we do the same or should we set an example by obeying as Noah did?
- If our parents love us, why do they punish and scold us when we do wrong and disobey?
- If God loves us, what does He do when we sin?

(God loves us and so do our parents, for this reason they punish us or scold us when we disobey or misbehave. The way of sin only bring problems, sadness and it pulls us away from God. We shouldn't forget that God is just and punishes sin)

Review with the class the memory verse for this day in Genesis 6:22

Applying the Bible passage to our life

- *Optional Activity.*

Hand out a white sheet of paper and a pencil to each student. Invite those students who know how to read to draw an ark following the instructions in Genesis 6: 14, 15 and 16; tell them not to worry about the exact measurements. Invite those students who aren't able to read to draw an

ark following your instructions: Draw an ark three stories high; with a window on the first floor (the upper one) and a door on one side.

Some kids won't be able to do it, some will be able to do it better than others. Encourage those who need encouragement telling them that the most important thing is to follow the instructions. Remind the students that Noah was a man that loved God and lived according to God's will. Noah did things just as God asked him to without changing a thing. Noah learned with God's help to be patient because he trusted God would always be with him, helping him. No matter how long it would take him to do as God commanded, Noah trusted God.

Obedying might be hard to some of us but if we patiently follow instructions, we can learn how to do it. Sometimes it's hard to do as you're told because you're playing and don't want to stop, however if you love your parents and God, obeying won't be as hard. Sometimes when your parents let you know you're doing something wrong, you get angry at them. But, you need to remember that the reason they do it is because they love you and want what's best. When obeying is difficult, you should pray to God and ask Him to help you obey. God will always be with you and will take care of you as He did with Noah. Noah did just as God commanded and we can be like Noah if we obey God and also our parents. When you disobey you can get into trouble and your parents will have to talk to you. Your parents want what is best for you and what's right, and just as parents punish their kids for disobeying, God also punishes sin. The only thing that God wants from us is that we love and obey Him. The only way to know God's will is by reading the Bible, listening to our parents and Sunday school teachers.

- *Optional Activity*

Give each student color paper, let them know they will make a paper boat. Have a boat already made to show children what they will look like. Have a piece of paper ready to show children, step by step how to make a paper boat by folding the sheet of paper (origami). Children should follow your lead. Fold the paper slowly, helping children understand what they need to do.

This will be hard for some students. Encourage them not to give up and continue by telling them: " Noah was a man that loved God and lived according to God's will. Noah did just as God commanded him. Noah learned with God's help to be patient because he trusted God would always be with him, helping him. No matter how long it would take him to do as God commanded, Noah trusted God.

Making this paper boat might be hard to some of us but if we patiently follow instructions, we can learn how to make it. Sometimes it's hard to do as you're told because you're playing and don't want to stop, however if you love your parents and God, obeying won't be as hard. Sometimes when your parents let you know you're doing something wrong, you get angry at them. But, you need to remember that the reason they do it is because they love you and want what's best for us. So, instead of being mad, you should be glad for the love your parents have for you. When obeying is hard for you, you should pray to God and ask Him to help you obey. God will always be with you and will take care of you as He did with Noah. Noah did just as God commanded and we can be like Noah if just obey God and also our parents. When you disobey you can get into trouble and your parents will have to talk to you. Your parents want what is best for you and what's right, and just as parents punish their kids for disobeying, God also punishes sin.

Conclusion

Hand out paper boats to those kids that were unable to make one.

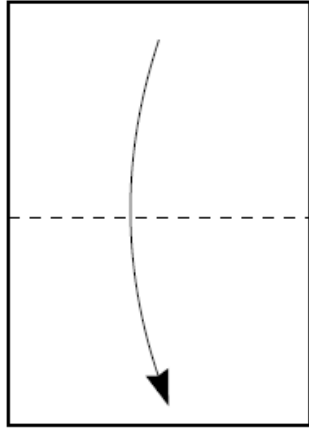
Remind children that obedience is not a hard thing when you love God.

Let children know that when obeying has become a hard thing to do, then they can pray to God and ask Him for help. Invite children to bow down their heads, close their eyes to pray, and repeat after you:

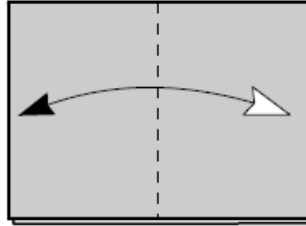
Thank you Lord because you love me and help me. Thank you for my parents, and for those around me that love me. I ask you to help me obey them, and to be obedient to Your will, just as Noah did. In Christ's name we pray. Amen.

Boat (traditional)

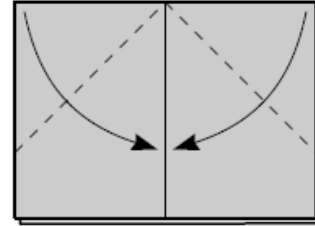
Diagrammed by: František Grebeníček (1999)
www.origami.cz



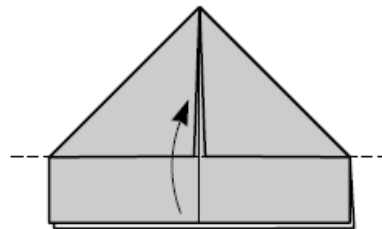
(1) Start from a rectangle (e.g. A4). Fold in half.



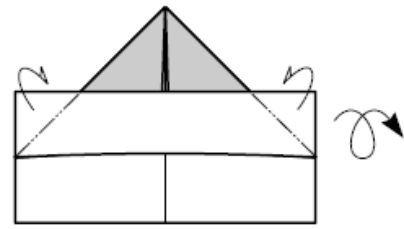
(2) Fold in half and unfold.



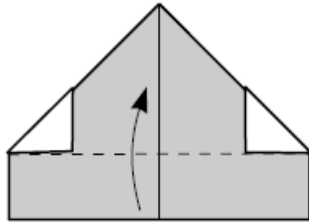
(3) Fold to the center.



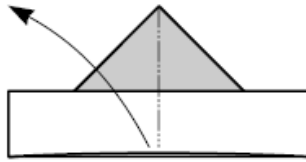
(4) Fold the overlapping strip upwards.



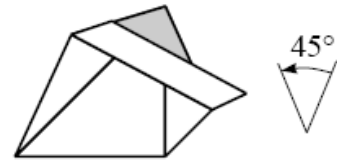
(5) Fold corners backwards. Turn over.



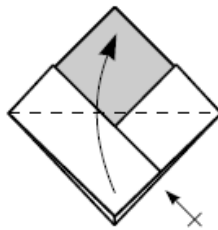
(6) Fold strip upwards.



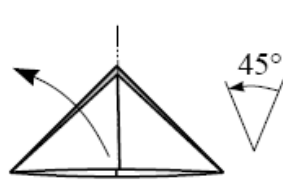
(7) Open.



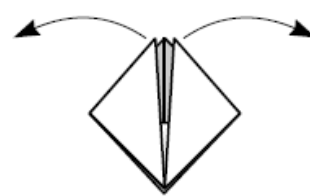
(8) Opening in progress.



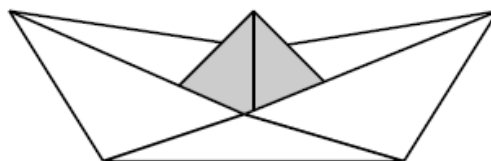
(9) Fold triangle upwards. Repeat behind.



(10) Open (like in the steps 7 and 8).



(11) Take upper corners and stretch out.



(12) Finished boat.

Living Water / Agua Viva

Moses Strikes the Rock

Day Two **1st to 3rd Grade**

THEME:	God uses water to teach us about trusting in God's care.
BIBLE PASSAGE:	Exodus 17:1-7
MEMORY VERSE:	<i>God made streams come out of the rock and caused waters to flow down like rivers.</i> Psalm 78:16 (NRSV)

Objective	The student will know the story of Moses, who trusted God's care of the Israelites.
Preparation	<ul style="list-style-type: none"> • Pray that God will give you understanding and wisdom to understand God's word and pray for the children who'll be in class. • Always have the Bible in your hand, so the students will know and understand that what they are going to learn is coming from God's word. • Don't forget to practice telling the story, and practice the entire lesson, to measure the time and then pray asking for God's help and God's blessing for the teaching team and the students. • Ask the Holy Spirit for guidance to meet the lesson's objective so that the lesson might be a great blessing for the children and may touch the hearts of those in need.
Material	<ul style="list-style-type: none"> • Children's Bible with pictures, if not of this particular story, of the way people lived in Bible times • Large sheet of paper • Markers, crayons • Strong stick or cane • Rock or box painted like a rock • Paper for each student (optional)

Introduction

- *Welcome the group and if there is a new child, introduce him/her to the group. Allow the children to feel happy and comfortable to be learning about God.*
- *Hand out nametags to the students and fill out the attendance sheet.*
- *Offer a prayer giving thanks for the day, asking the direction of the Holy Spirit to teach this lesson according to God's will.*
- *Ask the class to tell you about things that they "expect" will happen every day, like*
 - *someone will wake them up*
 - *breakfast will be ready*
 - *the school bus will come....*
- *On your large piece of paper, write down what the children say. Talk about why they expect these things to happen (they always have happened....). Pick something they have listed and ask them to describe a day when that thing did not happen, like the*

school bus did not come, or there was a substitute teacher in their class. How did they feel? (scared, confused...)

Studying the Bible passage

One of the things we expect to have each day is enough food and water. Ask the class to tell you where they get their water. Explain that people in Bible times got water from wells, streams, rivers, and lakes. Some parts of their world were hot, dry deserts and water was scarce. In today's Bible story, they will hear about a group of people who were led by Moses to a place that had no water at all.

Tell the story in your own words. If you have a children's Bible, show the pictures.

Reflecting on the Bible passage

The children can act out the story. One can be Moses, one God, and the rest are very thirsty and unhappy people. Act it out several times until everyone has had a chance to take the part he or she wants. Encourage them to talk to Moses about how they feel - very thirsty, very upset. What do they say to Moses when he strikes the rock and water comes out?

Remind the class that God had been providing food and water for the people, but the people forgot that when they saw there was no water. They forgot to trust in God. Moses showed them that God would continue to provide. God did not forget them.

Teach the class the memory verse and practice it together.

Applying the Bible passage to our life

Ask the class to tell you what the phrase, "trusting in God's care" means to them. How does God care for them? Do they trust that God will always care for them? You can write their answers on the large sheet of paper.

Ask the class to stand in a circle. Begin by saying, "I trust that God will give me food to eat," and ask the class to reply, "I trust in God's care." Then go around the circle asking each one to say, "I trust that God will," and the rest reply, "I trust in God's care." Ask them to remember that phrase whenever they receive something like water or food. They can pray, "God, I trust in you."

Optional Activity: Invite the children to draw a picture of Moses making water come out of the rock. They can decorate the picture and take it home, so they can tell their parents what they learned in class today.

Conclusion

In American Sign Language, trust is shown by both hands with palms up reaching forward in a grabbing motion and closing the fists tight. Practice that with the class.

Say with the class several times, "I trust in God's care," while doing the sign for the word "trust." Talk about how that feels. Is trust strong? Something you have tightly in your hands?

Close with prayer.

Agua Viva / Living Water

Jonah is swallowed by a fish

Day Three 1st to 3rd Grade

THEME:	God uses water to teach us about repentance
BIBLE PASSAGE:	Jonah 1:1-17 and 2:10 (optional: Jonah 2:1-10)
MEMORY VERSE:	"The time has come," he said. "The kingdom of God is near. Repent and believe the good news!" Mark 1:15 (NIV)

Objective

Children will know the true meaning of repentance and also know that they may receive the forgiveness and peace that our Lord can give.

Preparation

- Prepare your heart in prayer asking for our Lord's guidance, and also pray for the new souls that will listen to the word of God, so that they may be reached today.
- Read the lesson several times so that you may be confident in front of the children about what you'll be teaching them.
- During all your classes, emphasize that all that is being taught was and is true and comes from the Word of God: The Bible. (always have it at hand).

Material

- Pictures of the sea and of different animals that live in it.
- Photocopies of the great fish (whale), for the children to color and decorate with blue crepe paper already torn or balled up
- Blue crepe paper.
- Crayons, glue

Introduction

- *Greet children; if possible call them by name.*
- *Pray for the Holy Spirit's guidance for today's lesson.*
- *Ask the children facts about animals of the sea. Ask the children if they know which is the biggest sea animal (show sea animal pictures).*
- *Let children know that today's lesson is about a man that was swallowed by a big sea animal.*
- *Start with the Bible Story*

Studying the Bible passage

Jonah was a prophet that heard the voice of God telling him: "Go to Nineveh, the great city, and talk to the people about me, for there's great evil in them". "I won't do that", thought Jonah, "I don't want to do it." So, Jonah ran away so that God couldn't see him. He got in a ship that was sailing in another direction, away from Nineveh. But, guess what, God could see and He knew everything about Jonah: all that he was thinking and all that he was doing. When Jonah was on the ship a violent storm began; there were strong winds blowing and big waves that were the size of mountains that hit the ship making it creak. All the sailors and people on board were scared, but

Jonah was peacefully sleeping inside the ship so the captain woke him up. The sailors started to throw things overboard so that the boat would be lighter and they decided that one person had to leave the boat. So they cast lots (similar to throwing dice on a board game) and the lot fell on Jonah. So Jonah was taken and thrown over board into the sea. A while after Jonah had been at sea, from the depths of the sea came a big sea monster, and that fish swallowed him. For three days and three nights Jonah was in the fish's belly, and it was there that he remembered he had disobeyed God and felt great sadness in his heart. (That is true repentance: feeling sad in our hearts when we do something that isn't right and committing not to do it anymore). Jonah humbly prayed to God and repented. After that prayer, God forgave Jonah and the big fish spewed Jonah on the beach. When Jonah saw the sky and the sun again, knelt down and gave thanks to God for his mercy and worshiped him. So, after Jonah had been forgiven, for God forgives those who truly repent, he got up and got on a ship sailing towards Nineveh. As soon as he arrived at Nineveh, Jonah started preaching to all those people about God and about the wonders He can do in the life of each person.

God has shown us this evening that everything that He asks us to do in the Bible (*show Bible*), we should do, not because a big fish will come and swallow us but because we love Him.

And if one day we fail him, as Jonah did, we can raise a prayer of repentance to Him and He will forgive us.

Reflecting on the Bible passage

- Which would be your reaction if God were to send you to talk about His word to your friends from school or your neighborhood? Would you say "No" to God, as Jonah did?
- What did Jonah do when he repented inside the big fish's belly? Would you do the same if you had disobeyed God?
- Explain to the children that, in fact, talking to our friends about Christ is a commandment established by God so that other children may know God and be saved.

Jonah' story teaches us a great lesson about repentance. When we do things that don't please God, like Jonah did, bad things may happen so we can have an opportunity to repent and ask God for His forgiveness in prayer. And because God loves us, we can be sure we will be forgiven.

Applying the Bible passage to our life

- Try to read God's Word every day, ask your parents to help you do it so that you might know what God wants you to do in your everyday life.
- Every time you do something that is not good, talk to God in prayer and ask Him to forgive you for what you did, and DON'T DO IT AGAIN.

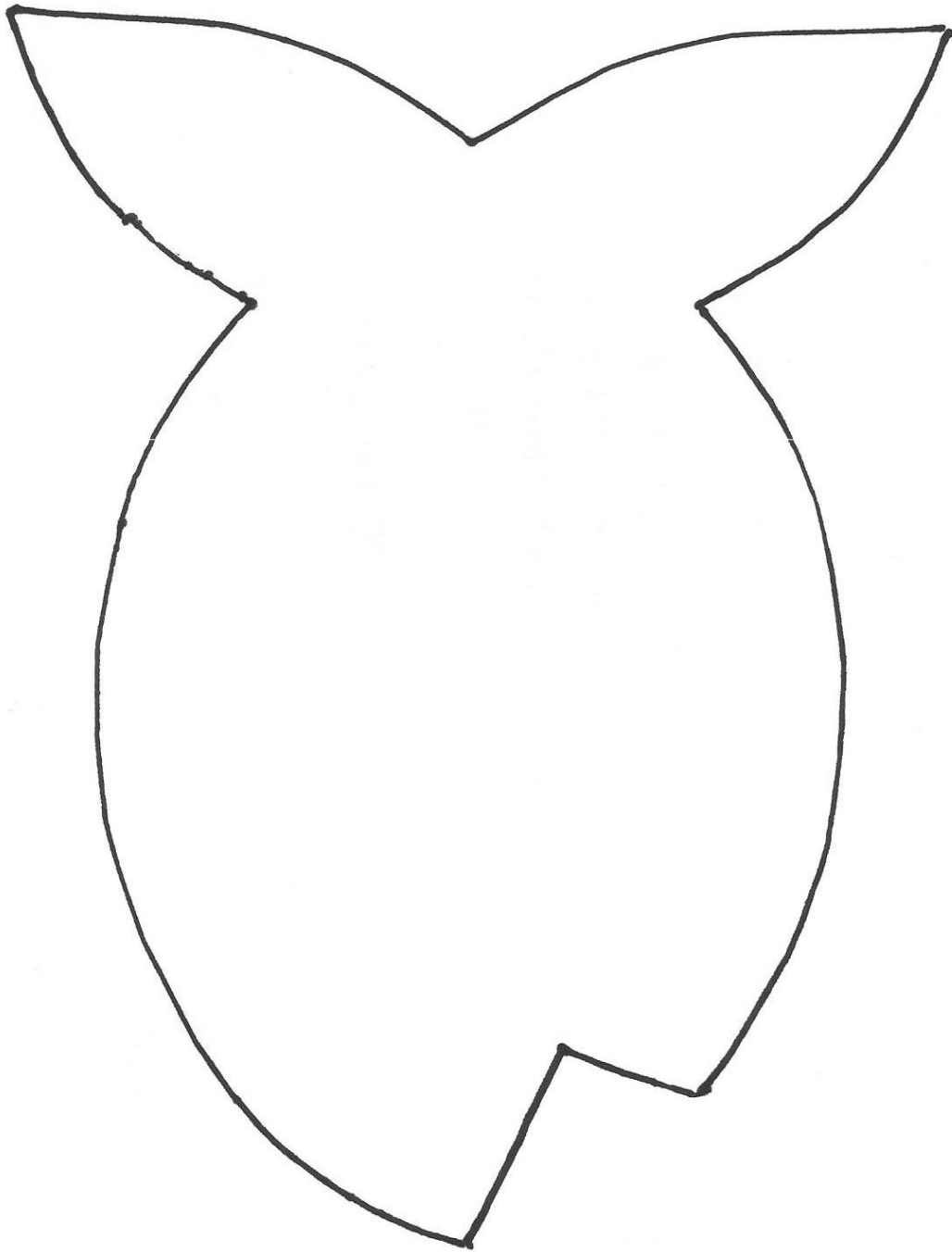
Optional Activity: Give each child a photocopy of a whale, crayons and little pieces of blue paper. Invite children to color the whale and also paste little pieces of blue paper on its body. They may take their work home.

Conclusion

- *Review the memory verse of today's lesson.*

- *Encourage the kids to bring friends the next day so that they can listen to the great lessons God has prepared for us.*

Close with a prayer asking the Holy Spirit to help us feel true repentance in our hearts.



Living Water / Agua Viva

Jesus Meets the Samaritan Woman at the Well

Day Four **1st to 3rd Grade**

THEME:	God uses water to teach us about receiving new life.
BIBLE PASSAGE:	John 4:5-30 and 39-42(optional: John 4:31-38)
MEMORY VERSE:	<i>But those who drink of the water that I will give will never be thirsty. The water that I will give will become in them a spring of water gushing up to eternal life.</i> John 4:14 (NRSV)

Objective	The student will know the story of Jesus, who meets the Samaritan woman at the well.
Preparation	<ul style="list-style-type: none">• Pray that God will give you understanding and wisdom to understand God's word and pray for the children who'll be in class.• Always have the Bible in your hand, so the students will know and understand that what they are going to learn is coming from God's word.• Don't forget to practice the entire lesson, to measure the time and then pray asking for God's help and God's blessing for the teaching team and the students.• Ask the Holy Spirit for guidance to meet the lesson's objective so that the lesson might be a great blessing for the children and may touch the hearts of those in need.
Material	<ul style="list-style-type: none">• Children's Bible with pictures, if not of this particular story, of the way people lived in Bible times• Enough small boxes or containers to make a well• Bowl of water• Cup or ladle• Large sheet of paper• Markers

Introduction

Welcome everyone and review names, especially if there are new members.

Begin with a short prayer asking God to be with you and your class as you study the Bible.

Ask the class to tell you about times they felt left out - times they did not feel part of the group. Ask if there were occasions when their behavior caused them to be excluded - maybe a "time out" at home or in school. If they are reluctant to talk about themselves, ask if they know of other children who have had these experiences. Then talk about how it feels to be included, to be part of the family or school class again.

Explain that this is a story about a woman who was from a different part of the country than Jesus, so she would not have expected Jesus to even talk to her. She also had done some things in her life that she was sorry about, and this was another reason she was surprised Jesus spoke so kindly to her.

Studying the Bible passage

Build a well by placing small boxes or containers in a circle around a bowl of water. Let each child dip a cup or ladle into the water. This is how most people in Bible times got water for drinking, cooking and bathing since they did not have running water in their homes.

Ask the class to stand in a circle. Since this is a story about water, they are going to act out some of the ways they use water. Let each child have a turn acting out using water and see if the rest of the children can guess. If you have a small group, you can go around twice.

Tell the story in your own words. If you have a children's Bible, show the pictures.

Reflecting on the Bible passage

Ask the class if their parents, grandparents, or teachers know all about them - when they are having great days, and when things are not going so well. They will probably say, "Yes." Then ask if these people love them. They will say, "Yes." Jesus knew the woman at the well had not always done what she should, and Jesus showed he loved her. Does Jesus always love us? Always? Even when we are not as nice as we should be? Ask the class how they know that (because the Bible tell us).

Jesus loved the woman at the well so much he wanted to give her "living water." Ask the class what that means to them. Explain it means that if she believed in Jesus, she would have God in her heart forever. Ask if they would like to have "living water" and why.

Teach the class the memory verse and practice it together.

Applying the Bible passage to our life

What did the woman do after she talked to Jesus? (She told others and many came to believe in Jesus too). Ask the class how they can share their faith. Let them write their answers on a large sheet of paper. Encourage them to include ways that they show the love of God by doing things for others and by being joyful people, as well as telling their friends about what they learn at VBS.

Optional Activity: Invite the children to draw a picture of Jesus meeting the woman at the well. They can decorate the picture and take it home, so they can tell their parents what they learned in class today.

Conclusion

Gather around the well you created. Take a cupful of water and pour it slowly back into the water while you say, "Jesus gives us living water." Go around the class and ask each child to do the same. Close with prayer.

Agua Viva / Living Water

Let's go Fishing

Day Five

1st - 3rd Grade

THEME:	God uses the sea to teach us to trust in Him.
BIBLE PASSAGE:	John 21:1-14
MEMORY VERSE:	"Look at the birds of the air; they do not sow or reap or store away in barns, and yet your heavenly Father feeds them" Matthew 6:26 (NIV)

Objective Preparation

That the children may learn early in life to trust in the Lord

- Prepare and study the class materials, read the Bible passage more than one time.
- Prepare and have ready all the materials to be used that you may have more time for the lesson.
- Have your Bible at hand; the children need to know that whatever they learn today, it will come from the Word of God.
- Ask for God's guidance that you may be able to fulfill the class objective and that the lesson might be a blessing to the children
- Pictures showing people or children fishing.
- Pictures of different kinds of fish, boats, pictures of oceans to reinforce the Bible story.
- Pictures showing different kinds of food.
- Paper plates, one for every child.
- Crayons

Material

Introduction

- *Welcome every child; if possible call them by name.*
- *Pray, giving thanks to the Lord for this day, asking Him to help you with your lesson.*
- *Read and practice the memory verse.*
- *Show the children the pictures of different types of food.*
- *Converse with them about their favorite food. Ask them what they ate today.*
- *Show the children pictures of persons or children fishing. Ask them if they have ever gone fishing.*
- *Chat with the children about the different kind of fishes about the fact that we eat them. Ask them if they like fish.*
- *Tell them that today's story is about some fishermen that learned that is God who give us everything: food, clothing, toys, etc.*

Background of the Bible story.

In John chapter 21 we find 7 disciples, by the Sea of Tiberias, wondering what to do. For three years they had walked with Jesus. From the moment that Jesus called them, they left their daily tasks and followed the Master to live with Him and learn from Him. During the time of their discipleship they depended on Him. They went with Him everywhere, rested where lodging was offered. They ate meals bought with the offerings given by those who already believed in Jesus as the Messiah. In other words, the whole time they walked with Jesus, they depended on Him. Jesus had everything they needed. Now, Jesus had been crucified, had risen, but He was neither with them, nor they with Him. The question was: How are we going to eat now?

Studying the Bible Passage

These fishermen were very special friends of Jesus; we call them his disciples. We go back by the Sea of Tiberias and we find them again, seven disciples, Simon Peter, Thomas, Nathanael, John, Jacob and two other whose names we don't know.

Because Jesus was not with them anymore, they could not depend on Him for their daily needs, so they were thinking: what should we do? How would they find a way to meet the needs of their families and their personal needs? Peter and others were fishermen. As always, Peter took the initiative and said: "I do not know about you all, but I am going fishing." So, they decided to do the same and went fishing once again. They had to get some food for their families, their families depended on them.

The Bible tells us that the disciples went far out to sea, where they knew there were fish, and they were fishing all night. They threw their nets once they were at sea, waited and pulled them back in and there were no fish. Over and over again, doing the same thing and nothing; the disciples caught nothing, no fish. They were so tired, frustrated and hungry that they pulled their nets and began sail back to shore.

John tells us that when they were near the beach, where they knew there were no fish, they saw a person on the beach. The person was Jesus, but they did not recognize Him because of the distance and because it was dawn. He called out to them "Friends, haven't you any fish?" In other words, do you have anything to eat for you and your families? The disciples had to answer: No! Then Jesus told them "Throw your net on the right side of the boat and you will find some"

They obeyed and threw their nets on the right side and "were unable to haul the net in because of the large number of fish, 153!" When they arrived at the beach, what did they find? The Bible tells us that a "fire of burning coals was there with fish on it, and some bread." And "Jesus said to them "Come and have breakfast" In other words Jesus was telling them, You must learn to trust and depend on me. You have no fish, I will give them to you, you have nothing to eat, and I will feed you whatever you need. Learn to depend on me, as you did when you walked with me.

This lesson was not only for the disciples, but it is for you and me, for all of us. Jesus is with us today. We might not see Him as the disciples did, but He can see us. Jesus sees you and knows what you need.

The disciples learned that everything comes from God and He is the one who gives whatever the person needs. You and I must learn also that all things come from the Lord and He is the one who gives whatever we might need today.

Let's learn to depend on God, to trust in God, who will supply all our needs for us and for our families.

Reflecting on the Bible Passage

Invite the children to think:

What do we need in order to live?

What gives us strength and energy to play and grow? (food)

Who gives us food?

Who helps Dad and Mom to be able to give you food, clothing and toys?

Applying the Bible Passage

The Bible verse we learned today says: "Look at the birds of the air; they do not sow or reap or store away in barns, and yet your heavenly Father feeds them" Matthew 6: 26

- In the same way Jesus gave food to his disciples, so He gives to us also whatever we need to eat. We do not eat fish every day, but we eat different things.
- Everything we have, we have it because God loves us and gives to your Dad and Mom so that they may give it to you.

Activity

Let every child have a paper plate and ask them to paint on his/her plate the picture of any food, maybe of a fish. As they do their activity, speak to them of the love of God, who gives us.

Conclusion

Tell the group: It has been a pleasure to have you in class all week. We have learned so much about the love God has for us as we read those stories in which water played such an important role. Noah and the flood showed us how to obey God, Moses reminded us that God gives us water and everything we need to live, from inside the big fish Jonah invites us to confess our sins so we may follow God's plans for us, the Samaritan woman learned by the well that in Jesus we have new life, and finally today Jesus showed his disciples as they fished that they should turn to Jesus to provide for their needs.

I hope that you have learned a lot and that you had a lot of fun. I hope that you continue coming to church, because the Bible has many more stories that talk to us about how much God loves us. No, let us say a prayer and I'll ask God to continue to bless you and your families:

Conclude with prayer.