

Stories of God's Love

The Good Samaritan

Day One

Suggestions for Opening and Closing

Opening:

Welcome the children and parents. Offer an opening prayer.

Introduce the memory verse for the day. "I give you a new commandment, that you love one another. Just as I have loved you, you also should love one another." John 13:34 (NRSV)

Explain that a "parable" is a type of story which Jesus told the people who followed him. In a parable, there is usually something that Jesus is teaching us.

Share a story about helping people as a way to introduce one of the main points of the Good Samaritan. Focus on how God wants us to be kind to one another.

Lead the group in singing.

Send the students to their classes

Closing:

Ask the students what they learned in their classes today.

Practice the memory verse for the day (by classes or as a group). "I give you a new commandment, that you love one another. Just as I have loved you, you also should love one another." John 13:34 (NRSV).

Have teachers decide which group / class they want to recognize today (maybe those who were on time, those who learned their verse, those who were helpful, those who brought a friend, etc.) Recognition can be anything from inviting them to stand up, to letting them hold a banner special for the closing, etc.

Lead the group in singing.

Tell them that you hope to see them again tomorrow. Invite them to bring a friend with them tomorrow.

Offer a closing prayer. Dismiss the students.

Stories of God's Love
The Widow and the Unjust Judge
Day Two

Suggestions for Opening and Closing

Opening:

Welcome the children and parents. Offer an opening prayer.

Introduce the memory verse for the day "Ask, and it will be given you; search, and you will find; knock, and the door will be opened for you." Matthew 7:7 (NRSV)

Using Matthew 7:7-11 and Luke 11:9-13, share with the group that God wants what's best for us (tell a story related to it or create a game to illustrate the point of the passages). Focus on prayer not as a way to "twist God's arm" or to "nag God" but rather as a way to communicate with a God that's eager to bless us.

Lead the group in singing.

Send the students to their classes

Closing:

Ask the students what they learned in their classes today.

Practice the memory verse for the day (by classes or as a group). "Ask, and it will be given you; search, and you will find; knock, and the door will be opened for you." Matthew 7:7 (NRSV)

Have teachers decide which group / class they want to recognize today (maybe those who were on time, those who learned their verse, those who were helpful, those who brought a friend, etc.) Recognition can be anything from inviting them to stand up, to letting them hold a banner special for the closing, etc.

Lead the group in singing.

Tell them that you hope to see them again tomorrow. Invite them to bring a friend with them tomorrow.

Offer a closing prayer. Dismiss the students.

Stories of God's Love
The Prodigal Son
Day Three
Suggestions for Opening and Closing

Opening:

Welcome the children and parents. Offer an opening prayer.

Review yesterday's memory verse. Introduce the memory verse for the day. "If we confess our sins, he who is faithful and just will forgive us our sins and cleanse us from all unrighteousness." 1 John 1:9 (NRSV).

Review what a parable is.

Play a variation of the "follow the leader" or "Simon says" game. Use pictures of street signs to have children march in place slow (30 mph limit), fast (55 mph limit), stop (stop sign), turn right or left (turn sign), do u turn (u turn sign), etc. Some signs are enclosed and/or you can make your own. Explain that in today's parable we will learn about what it means to obey God, and when we disobey God, how we get to obey God again. Focus on how much God loves us.

Lead the group in singing.

Send the students to their classes

Closing:

Ask the students what they learned in their classes today.

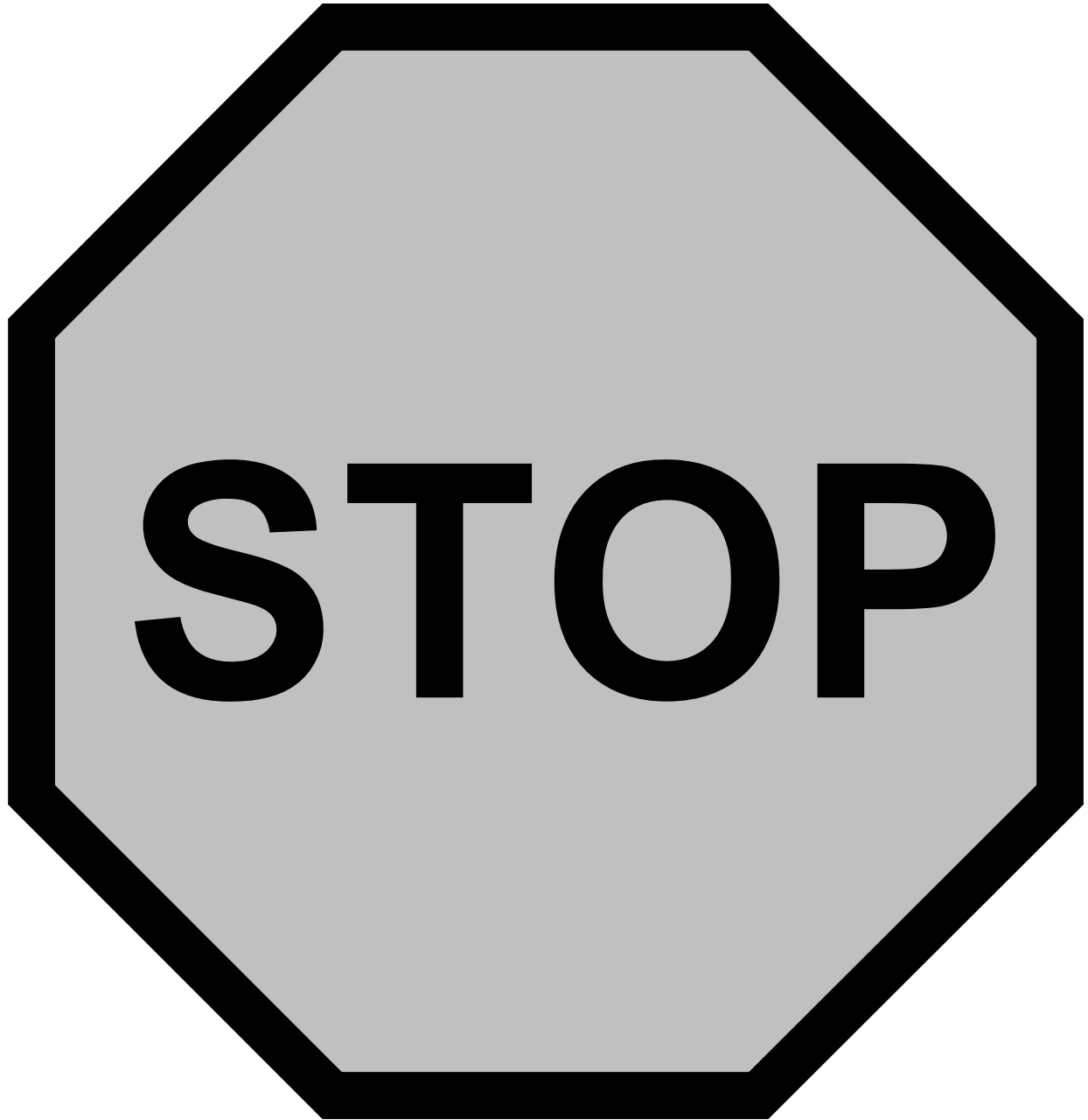
Practice the memory verse for the day (by classes or as a group) "If we confess our sins, he who is faithful and just will forgive us our sins and cleanse us from all unrighteousness." 1 John 1:9 (NRSV).


Have teachers decide which group / class they want to recognize today (maybe those who were on time, those who learned their verse, those who were helpful, those who brought a friend, etc.) Recognition can be anything from inviting them to stand up, to letting them hold a banner special for the closing, etc.


Lead the group in singing.


Tell them that you hope to see them again tomorrow. Invite them to bring a friend with them tomorrow.

Offer a closing prayer. Dismiss the students.









**SPEED
LIMIT**

55

**SPEED
LIMIT**

30

Stories of God's Love

The Lost Coin

Day Four

Suggestions for Opening and Closing

Opening:

Welcome the children and parents. Offer an opening prayer.

Introduce the memory verse for the day "For the Son of Man came to seek out and to save the lost" Luke 19:10 (NRSV) Explain that the phrase "Son of Man" refers to Jesus.

Share a story about something that is very important to you which you lost or misplaced. Include details of how hard you looked for it and how you felt when you finally found it. Focus on how hard you looked for it, making the point that we are very important to God, much more important than anything in the whole universe!

Lead the group in singing.

Send the students to their classes

Closing:

Ask the students what they learned in their classes today.

Practice the memory verse for the day (by classes or as a group). "For the Son of Man came to seek out and to save the lost" Luke 19:10 (NRSV)

Have teachers decide which group / class they want to recognize today (maybe those who were on time, those who learned their verse, those who were helpful, those who brought a friend, etc.) Recognition can be anything from inviting them to stand up, to letting them hold a banner special for the closing, etc.

Lead the group in singing.

Tell them that you hope to see them again tomorrow. Invite them to bring a friend with them tomorrow.

Offer a closing prayer. Dismiss the students.

Stories of God's Love

The Sower

Day Five

Suggestions for Opening and Closing

Opening:

Welcome the children and parents. Offer an opening prayer.

Introduce the memory verse for the day. "The seed cast on good earth is the person who hears and takes in the [Good] News and then produces a harvest beyond his wildest dreams." Matthew 13:23 (The Message)

Share a story about the big and little things that parents do to show us they love us, or what our friends do to show that our relationship is strong. Focus on how God loves us and wants to be connected to us.

Lead the group in singing.

Send the students to their classes

Closing:

Ask the students what they learned in their classes today.

Practice the memory verse for the day (by classes or as a group). "The seed cast on good earth is the person who hears and takes in the [Good] News and then produces a harvest beyond his wildest dreams." Matthew 13:23 (The Message)

Have teachers decide which group / class they want to recognize today (maybe those who were on time, those who learned their verse, those who were helpful, those who brought a friend, etc.) Recognition can be anything from inviting them to stand up, to letting them hold a banner special for the closing, etc.

Lead the group in singing.

Thank the students and their parents for coming to this week of Vacation Bible School. If you haven't already, distribute the crafts for the week, tokens of appreciation to the group (shirt, certificate, VBS music CD, etc.). If there is a follow up worship service to VBS, remind them to return to church for it.

Offer a closing prayer. Dismiss the students.